



ePolicy Delivery: Activating and retrieving your policy online

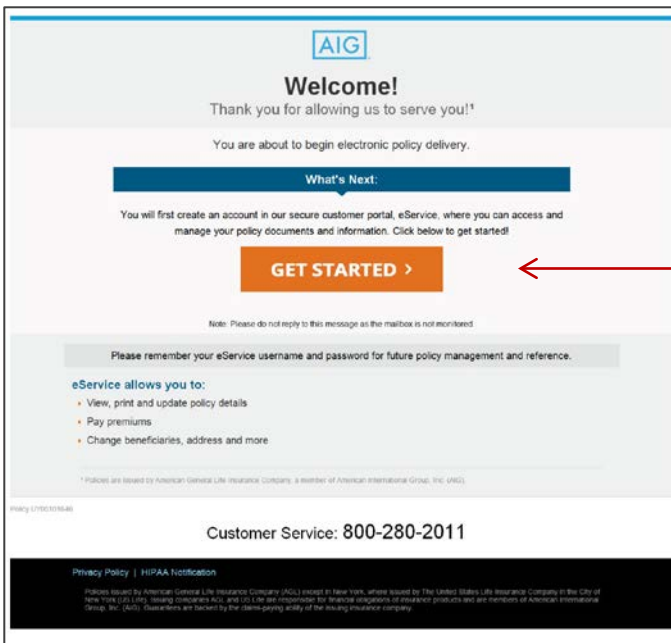
Thank you for applying for insurance with American General Life!

Now that you have been approved for coverage, you can activate your insurance and retrieve your policy at your convenience through **eService**, our secure website for policy owners.

Check your email

You will receive an email from American General Life Insurance Company (AGL).

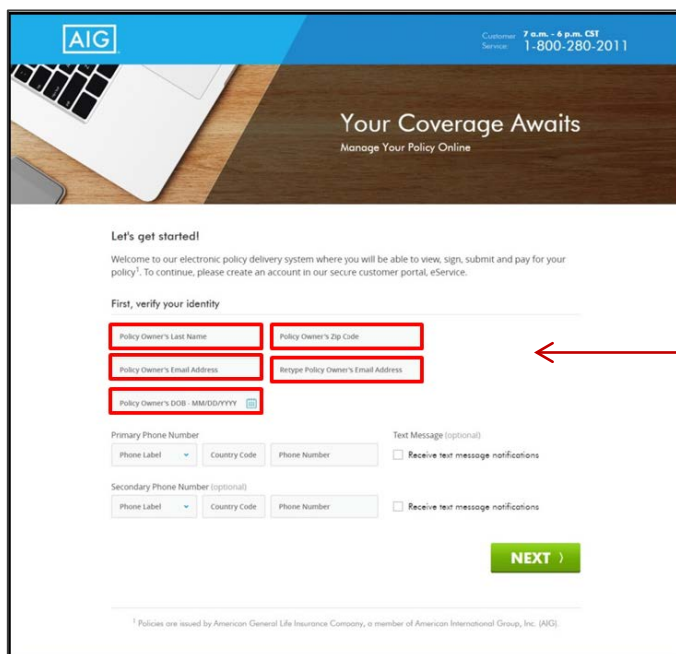
Click **Get Started** to launch eService.



Verify your ID

To match you with your policy, please be ready to provide the following information exactly as it appears on your application:

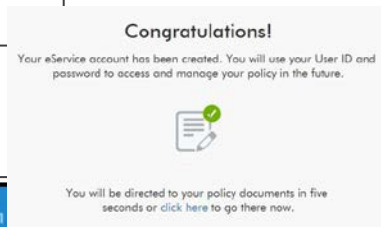
- Last Name
- ZIP Code
- Email address
- Date of Birth



Enroll

Create a User ID, Password and set up three security questions/answers.

Click the Terms of Use and Consent boxes, then **Next**.



When successful, you'll see a Congratulations message.

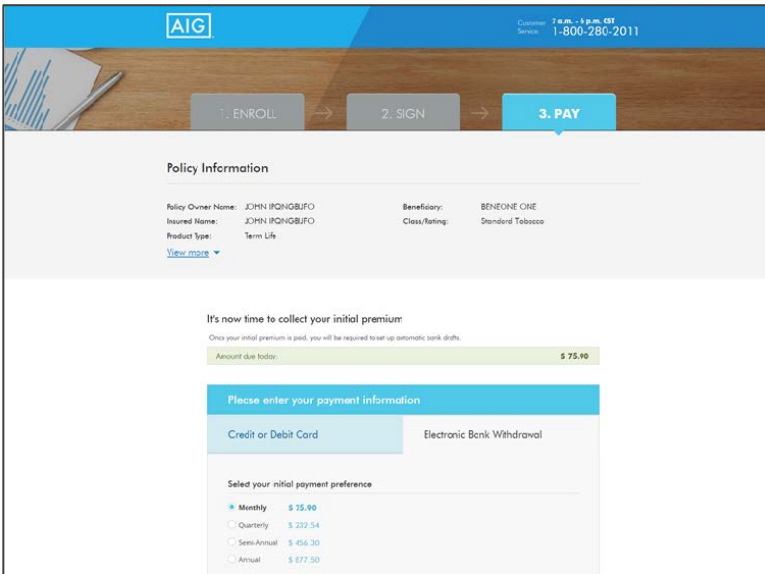
Policy Review/eSign

It's time to review and sign your policy!

Basic information is listed at the top. To view your entire policy, click **View More**.

If you have issues with anything you see, contact your agent or financial professional.

If your policy information is accurate, click the Terms of Use and Consent boxes, then **Click Here to Sign**.



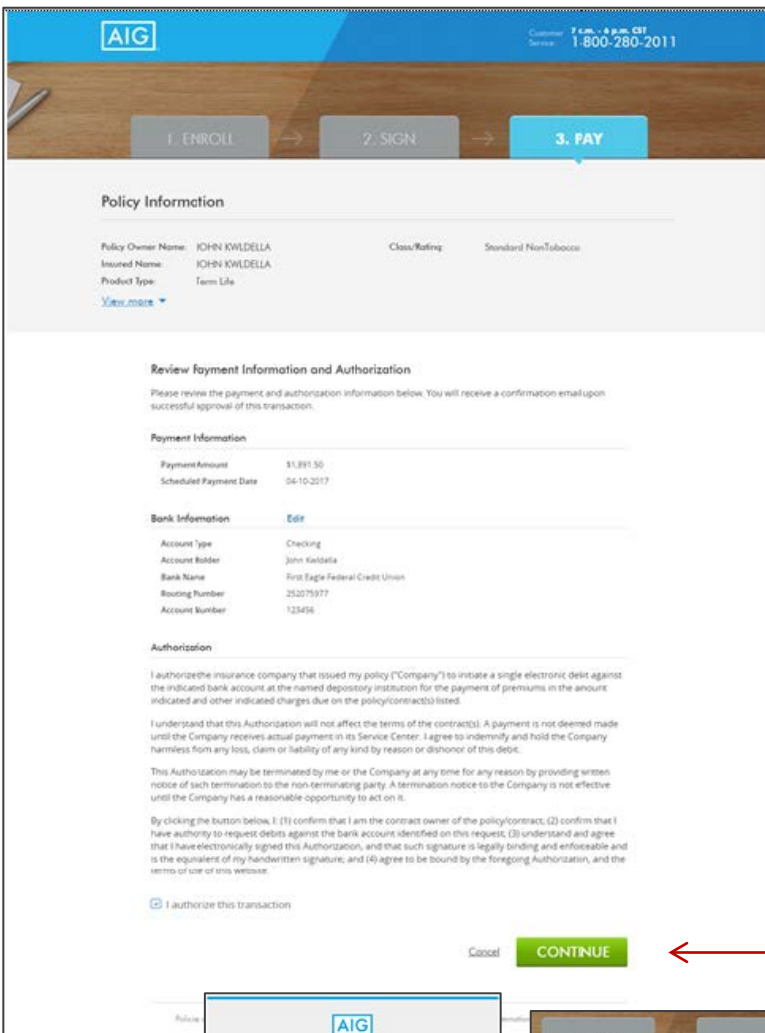
Initial Payment Setup

If you have not yet arranged for your initial premium payment, you'll see this screen next.

If you've already arranged for initial payments, you'll be taken to the **Recurring Payments** screen (see next page).

Note: Credit or debit cards may not be used for premium payments in the following states:

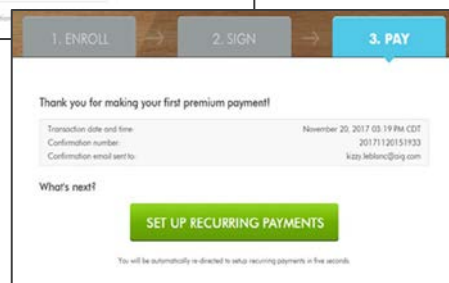
- Arkansas
- Maryland
- North Carolina
- New Jersey
- New York



After entering your payment information, review it and if it's accurate, click **Continue**.

A **Thank You** pop-up will confirm your initial payment is complete.

Click on **Set Up Recurring Payments** to proceed to the final step.



Automatic Payment Setup

Setting up an automatic payment method is mandatory if you select **Monthly billing**.

It is not mandatory if you choose to be billed on a Quarterly, Semi-Annual or Annual basis (though highly encouraged for your convenience).

Depending on your selection, please enter your bank information as needed for payments to be automatically withdrawn from your account.

Please note: Credit cards are only accepted for your initial premium payments. Credit cards cannot be accepted for recurring payments.

Review the information click **Continue**. A **Thank You** pop-up will confirm your automatic payment is set up.

You will then be taken to the eService home screen.

Use eService to view your policy, make payments, change your address, change beneficiaries, and securely message our Customer Service team.